

STANDARD LOAD DIMMER STATION 4 - DIN

Load Controls

The Standard Load Dimmer Station is used to incrementally expand the control and dimming capacity of the Vantage automation and lighting control system. It is designed to easily install on standard 35 mm DIN rail and has connections to control up to four 480 watt loads at 240 VAC. The Dimmer Station can communicate with a Vantage master through a two-wire bus or a small connector on its side to orchestrate complex and elegant lighting scenes. Each load can also be independently controlled from the four buttons on the front of the housing.

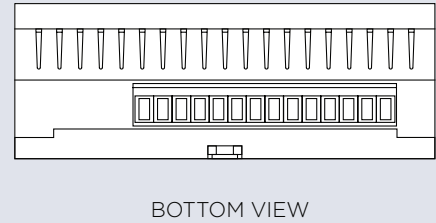
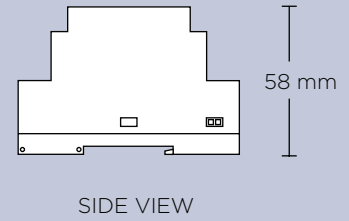
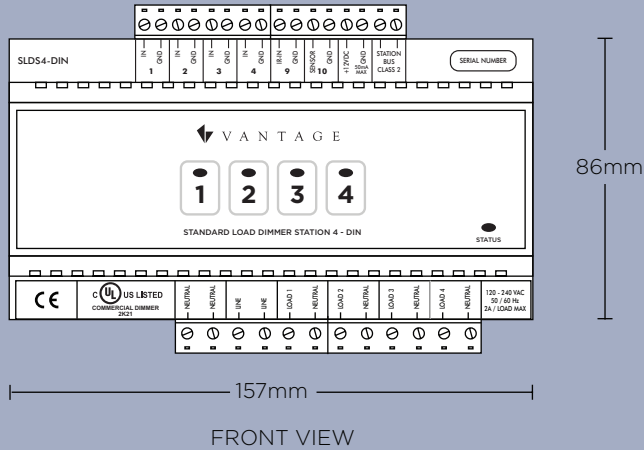
On the top of the Standard Load Dimmer Station are six contact inputs used to receive input from buttons, motion sensors, door contacts, stress sensors, and more. Connections five and six can also be used to connect a Vantage remote IR receiver and a Vantage LightPoint sensor respectively.



Product Highlights

- Controls the dimming for up to four 480w @ 240v or four 240w @ 120v
- Features six contact inputs for control of additional auxiliary devices
- Acts as an independent dimmer or coordinates with the Vantage system to create elegant lighting scenes
- Dims incandescent, and magnetic loads
- Displays the operating status with LED indicators
- Clips easily on standard 35 mm DIN rails
- Executes single or multiple events from single trigger
- Communicates with the master through a two-wire bus or by a small connector on the side of the unit

Standard Load Dimmer Station 4 - DIN



Specifications

Dimensions, HWD

86 mm x 157 mm x 58 mm
3.4" x 6.18" x 2.28" (9 module width)

General Specifications

Model	SLDS4-DIN
Weight	473 g (1 lb, 2.92 oz)
Mounting	35 mm DIN Rail (EN 50 022: 1977)
Ambient Operating Temperature	0°-35° C (32°-95° F)
Ambient Operating Humidity	5-95% noncondensing
Cooling	Convection
Lightening/Surge Protection	High Voltage meets IEEE C62.41 (6000V & 3000A) CE low voltage directive Low Voltage meets IEU-T K.20
Number of Contact Inputs	6
Maximum # of Loads	4 loads of 480 Watts @ 240 V each or 240 W @ 120 V
Maximum Current per Load	2 Amps
Maximum Voltage	250 VAC
Maximum Power Draw	75 W
Software Requirements	QLink version 3.5 or higher
Station Equivalent	Counts as one station (towards the 50 station max per MC)
CE UL Compliant	

System Compatibility

Infusion
Qlink