



RELAY STATION LIGHTING-DIN

Load Controls

The Relay Station Lighting - DIN is designed to control lights and provides eight isolated latching relay channels. The RS8-L-DIN accepts voltage from 0 to 277 volts and up to 10amps at each load. The relays are single-pole, single throw, offering a set of eight latching contacts. This station may also be used as a low-voltage relay station. Actuator buttons allow the connected relays to be manually toggled. Relays latch in place retaining its last state in case of a power interrupt.

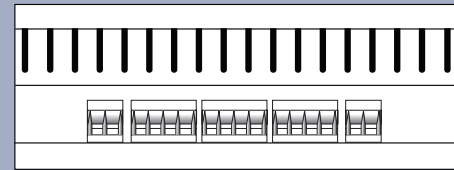
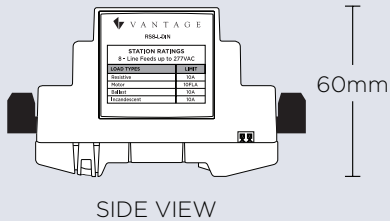
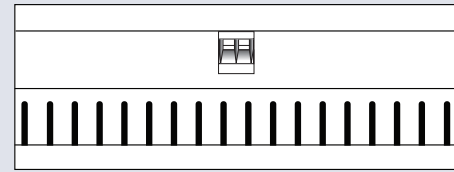
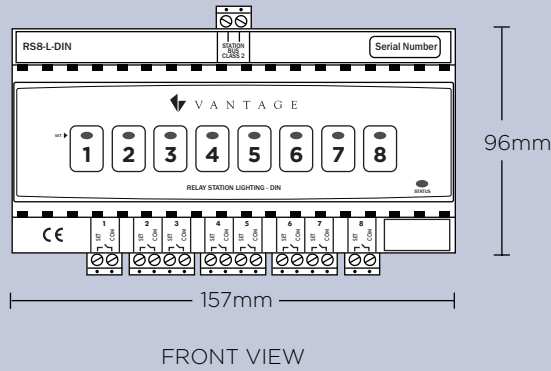
DIN Modules easily install on standard 35mm DIN rails. The station communicates with the main controller through a two-wire bus using either screw terminals or a small connector on the side of the unit.



Product Highlights

- All relays are rated for Lighting type loads
- Provides a single integration point for up to eight relay channels
- Allows effortless control of devices such as lighting loads, draperies, pumps, garage doors, lifts, screens, pool covers, sprinklers, security systems, and much more
- Clips easily on standard 35mm DIN rails
- Communicates with the main controller through a two-wire bus or by a small connector on the side of the unit
- Includes individual switches for direct control of each of the eight relays

Relay Station Lighting- DIN



Specifications

Dimensions, HWD

86mm x 157mm x 60mm
3.4" x 6.18" x 2.375"

General Specifications

Model	RS8-L-DIN
Weight	14.2oz (403g)
Mounting	35 mm DIN Rail (EN 50 022: 1977)
Number of Loads	8
Relay Actuators	8
Ambient Operating Humidity	5-95% non-condensing
Ambient Operating Temperature	0-40°C (32-104°F)
LED Indicators	Status and Load State
Lightning Surge Protection High Voltage	IEEE C62.41 (6000V 3000A)
Lightning Surge Protection Low Voltage	ITU-T K.20
Load Types	Incandescent, Cold Cathode, HID, Fluorescent, Resistive, Constant-Speed Motors, etc
Maximum Current @ Relay	10A
Maximum Voltage @ Relay	277VAC / 440VDC
Minimum Voltage @ Relay	0VAC / 0VDC
Station Bus Connections*	24V / 36V Station Bus (*Station must display a circle 36 on the serial number)
Station Equivalent InFusion	0.7W on IC-24 / 1.1W on IC-36
Station Equivalent Q-System	1 Station on QLink Main Controller

Wiring Specifications

Station Bus Wiring Minimum	2 conductor, 16 AWG stranded, non-shielded twisted pair, 30 pF/foot max, UL rated CL2
Station Bus Topology	Any combination of daisy chain or star or branch or home run Station Bus should be separated a minimum of 18" from other parallel communication and/or high voltage runs

System Compatibility

InFusion