


INFUSION CONTROLLER II - DIN

Controllers

The InFusion Controller II in the DIN format offers a wide variety of benefits, with increased processor speed, RAM, and flash memory. This controller meets the demand for delay-free control of large, complex systems. One InFusion Controller can support up to 120 WireLink stations and up to 120 RadioLink stations. Controllers can easily network to expand the system to 31 controllers. Five RS-232 and two RS-485 ports provide easy device connectivity while an Ethernet connection supports IP connected products.

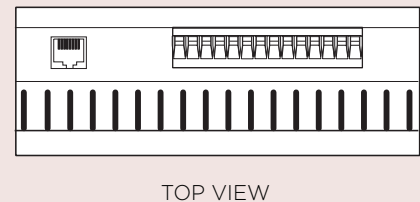
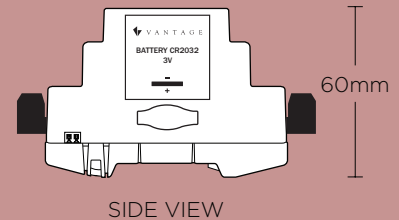
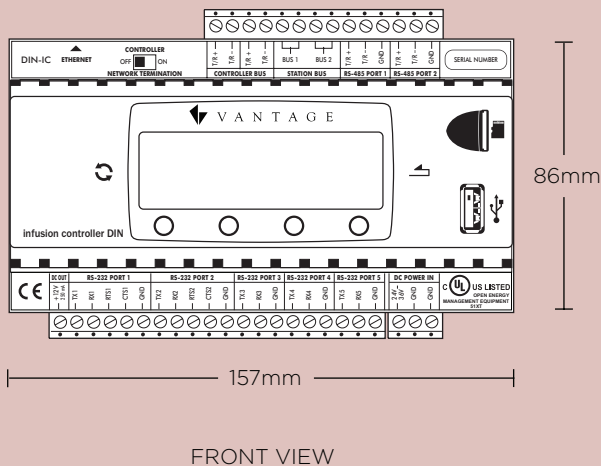
With Equinox, commercial and residential applications will have a variety of controlled subsystems, including lighting, audio/video, security, climate control, etc. The InFusion Controller provides seamless integration of those subsystems—enhancing the entire control experience. See system compatibility notes for legacy controller compatibility.



Product Highlights

- Increased processor speed, RAM and Flash Memory
- Three times faster firmware updating
- Backup micro SD card
- Automatic backups of all configuration each week
- Password protection
- Remote firmware updating
- Email notification support for Yahoo, Gmail, Hotmail, and more
- Ethernet enabled
- Direct connect by way of Auto addressing (ZeroConf)
- 5 RS-232 ports; 2 RS-485 ports
- 120 low voltage stations; 120 wireless stations
- Tracks real and astronomical time
- Supports up to 31 controllers
- Controller supports both 24VDC and 36VDC Vantage power supplies
- Not compatible with IC-1 controllers

InFusion Controller-DIN



Specifications

Dimensions, HWD

3.4" x 6.18" x 2.375"
86mm x 157mm x 60mm

General Specifications

Model	IC-DIN-II
Weight	417 g
Mounting	35mm DIN Rail (EN 50 022: 1977)
Ambient Operating Humidity	5-95% non-condensing
Ambient Operating Temperature	0-40°C (32-104°F)
Cooling	Convection
Lithium Battery Backup	Disk battery CR2032, 3Volt 2.5 yrs. un-powered or 20 yrs. powered (field replaceable)
Power Requirement	36VDC/5.5A or 24VDC/2.5A

Wiring Specifications

Max. Length of Each Controller to Controller Bus Network	2000 feet / 609 meters-Vantage specification wire 1000 ft/ 304 meters-CAT5 wire
Maximum # WireLink Stations 24V	Up to 50 Stations each bus or until the shared 35W supply is used
Maximum # WireLink Stations 36V	Up to 60 Stations each bus or until the independent 60W supply is used on each bus
Maximum Wire Length Station Bus	2,000 feet of cabling max. on each station bus No station more than 1,000 feet from Controller
Station Bus Specification	2 conductor, 16 AWG stranded, non-shielded twisted pair, 30 pF/foot max, UL rated CL2 Should be separated a minimum of 18" from other parallel communication and/or high voltage runs
Station Bus Power Supply with 200W/36VDC/5.5A source	One 60W independent power supply to each station bus
Station Bus Power Supply with 60W/24VDC/2.5A source	One 35W shared power supply to both station buses
Wire Configuration of Station Bus	Daisy chain, branch, star
Wiring Configuration C2C, IC Network	Daisy chain
UL, CUL and CE Listed	Yes

System Compatibility

It is important to note that you are unable to mix IC-I and IC-II controllers on the same project. In order to upgrade an existing customer to the latest controller, you must replace all controllers on the project.